

MACROLUX



torch t4 surface

Suspensions - Sospensione

Colour: Black (2) | White (4)
Volts (In): 120/230V
Additional colour: Black (2) | Bronze (96)
Beam angle (°): 26
Light Temperature (°K): 2700 | 3000 | 4000
Watt (W): 8,6
Luminous flux (lm): 1100

Luminous efficiency (lm/w): 128
Energetic class: A+
CRI (Color Rendering): >90
IP: 40
Class: Class III
Driver's type: On/Off



Conforms to European directives



Type of disposal



Conforms to the ROHS directive



Protection index

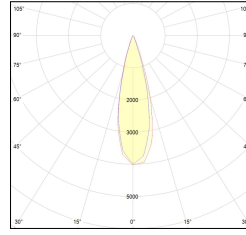
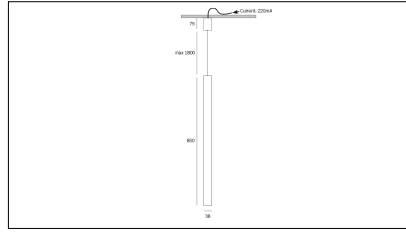


Insulation class

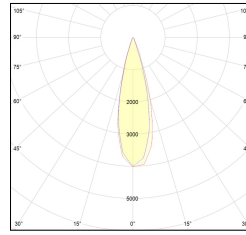
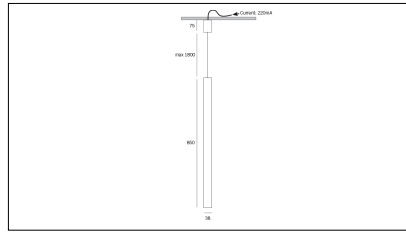


Equipment

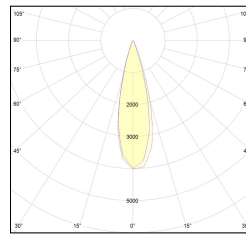
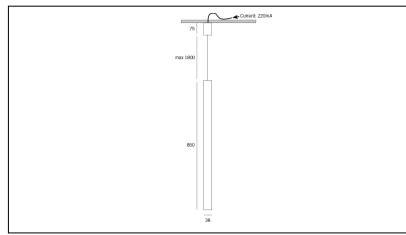




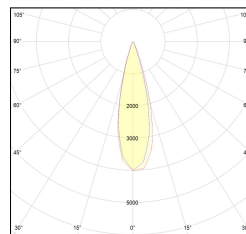
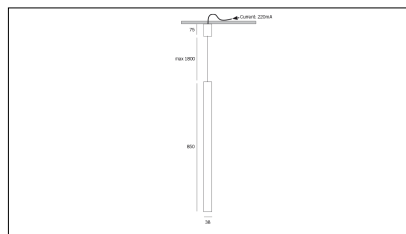
Article code	Article	Colour	Light Temperature (°K)	Beam angle (°)	Additional colour	Watt (W)
2015.850.01.04.22	TORCH/T4/SS-22 8.6W 250mA 26°	Black (2)	3000	26	Black (2)	8,6
2015.850.01.04.2700.22	TORCH/T4/SS-22 8.6W 250mA 26° 2700°K	Black (2)	2700	26	Black (2)	8,6
2015.850.01.04.4000.22	*TORCH/T4	Black (2)	4000	26	Black (2)	8,6



Article code	Article	Colour	Light Temperature (°K)	Beam angle (°)	Additional colour	Watt (W)
2015.850.01.04.2700.296	TORCH/T4/SS-296 8.6W 250mA 26° 2700°K	Black (2)	2700	26	Bronze (96)	8,6
2015.850.01.04.296	TORCH/T4/SS-296 8.6W 250mA 26°	Black (2)	3000	26	Bronze (96)	8,6
2015.850.01.04.4000.296	*TORCH/T4	Black (2)	4000	26	Bronze (96)	8,6



Article code	Article	Colour	Light Temperature (°K)	Beam angle (°)	Additional colour	Watt (W)
2015.850.01.04.2700.42	*TORCH/T4	White (4)	2700	26	Black (2)	8,6
2015.850.01.04.4000.42	*TORCH/T4	White (4)	4000	26	Black (2)	8,6
2015.850.01.04.42	TORCH/T4/SS-42 8.6W 250mA 26°	White (4)	3000	26	Black (2)	8,6



Article code	Article	Colour	Light Temperature (°K)	Beam angle (°)	Additional colour	Watt (W)
2015.850.01.04.2700.496	*TORCH/T4	White (4)	2700	26	Bronze (96)	8,6
2015.850.01.04.4000.496	*TORCH/T4	White (4)	4000	26	Bronze (96)	8,6
2015.850.01.04.496	*TORCH/T4	White (4)	3000	26	Bronze (96)	8,6